



# AIDE À LA MISE EN PLACE DE VIS PERCÉES POUR INSTALLATION DE SCELLÉS

- MOTEUR KAWASAKI ER6
- MOTEUR KAWASAKI ZX6R
- MOTEUR SUZUKI 600 GSXR
- MOTEUR YAMAHA R6
- MOTEUR YAMAHA MT09


## KAWASAKI ER6



## KAWASAKI ZX6R




## SUZUKI 600 GSXR





## YAMAHA R6



## YAMAHA MT09

